




**Career Development
beneficial for all Students**

**The Saskatchewan Youth Apprenticeship
Program**

A structured high school approach for students
to explore the world of trades career opportunities and apprenticeship
whether a student will enter the trades career pathway or not



*It is estimated that youth today will have more career transitions in
their work life than ever before.*

Our efforts now result in
student knowledge/awareness for the future
and the ability to make more informed career decisions.





Saskatchewan Youth Apprenticeship Program

http://www.saskapprenticeship.ca/youth_apprentices/

(exploring options)

Outline of Contents

Section I

Sask. Youth Apprenticeship Program Overview

- Introduction – NLSD #113 Goal; Outcomes and Benefits
- One Page overview of SYA Challenge Activities in the Program
- School Plan for implementation

Section II

Forms – Website provided – the following and more

- SYA School ENROLMENT Request
- SYA School MATERIALS Request
- Youth Apprenticeship Contract/ Registration
- SYA Certificate Requisition

Section III

For Teachers – Flexible SYA Challenge Outlines (Lessons)

- Introductory Challenges (L - 1) – four
- Intermediate Challenges (L - 2) – four
- Senior Challenges (L-3) – four

Section IV

For Students – SYA Challenges - Student Activity Handout Guides

- Introductory Challenges (L - 1) – four
- Intermediate Challenges (L - 2) – four
- Senior Challenges (L-3) – four

Section V

For Staff, Students and Parents

- **Handout for students and parents**
Why NLSD #113 Students are entered into this program and benefits
- **SYA Program Power Point Presentation CD**

Section I

NLSD # 113 -----

Sask. Youth Apprenticeship Program Overview

- Introduction of NLSD goal, outcomes and benefits
- SYA Challenges to receive SYA Certificate
- School Plan for implementation

Saskatchewan Youth Apprenticeship Program (exploring options)



The SYA program provides a structured approach for the exploration of the world of trades career opportunities and apprenticeship.

The Goal: NLSD #113 students are supported in their exploration of the trade's career pathway and apprenticeship through SYA challenges delivered within regular high school curricula; **whether the student plans to go into the trades or not after high school.** It is possible for majority of NLSD Students to complete this program within their high school classes which illuminates inadvertent elected and/or selected student awareness of this general career development information.

Achievement is most easily accomplished through the integration of SYA challenges (assignments) into regular high school curricula along with regular school term tracking using the NLSD #113 MAT System.

The Outcome: The majority of NLSD #113 Graduating Students are aware of the Trades Career Pathway and Apprenticeship option as well as having the accomplishment of completion of the Saskatchewan Youth Apprenticeship Program to add to their portfolios and resumes.



The Benefits to Students are:

For all students:

1. A head start on career pathway research and possibly planning;
2. A permanent record with the Sask. Apprenticeship and Trades Certification Commission (SATCC) of achievement upon completion of the SYA Program with a SATCC Certificate for resumes and career portfolios

For a student choosing a trades career pathway, the student will obtain:

3. Credits - youth registering as an apprentice in a designated trade with

SATCC within five years of completing SYA will receive a:

- Waiver of Apprenticeship registration fee (currently \$150);
- Waiver of first level technical training tuition providing all three SYA levels are completed;
- Credit of 100 hours of trade time credit per SYA level completed.
- Opportunity to apply for the Skilled Trades Scholarship. Forty scholarships worth \$1,000 each will be awarded every June to selected, eligible high school graduates who have completed the Saskatchewan Youth A <http://www.saskapprenticeship.ca/News/46/pprenticeship> (SYA) Program.

SYA Student Challenges (3x4)

(Lessons to explore options)

Three Levels and four challenges per level.

There is no order to which these can be completed.

All have lesson simplified lesson outlines and student worksheets.

Challenges				
LEVEL	#1	#2	#3	#4
Introductory L-1	PAA class (course) Complete one	Report Complete a one page report " Pick a trade and describe what a person does in this trade"	Chart Complete the chart provided putting in the four steps to obtain journeyman level. Then create your own picture of this.	Discussion. Create questions to ask a family or community member or a teacher about trades and apprenticeship;
Class this challenge will be completed in is				
Intermediate L-2	PAA class (course) Complete a second one.	Interview/ Discussion: Create interview questions for journey person working in a trade position. Set up interview by phone or in person. Record their answers and discussion. Do Challenge #3 at this same time.	1. Career Path Chart In the Challenge 2 Interview with the journey person ask about their career path- and document. Create a Career Path Chart of this person's journey. 2. List all the jobs within a journey person present work position.	Web based Exploration Student will research trade related websites and compare and contrast the websites.
Class this challenge will be completed in is				
Senior Level L-3	Complete module 88 – Apprenticeship in Sask. (completed possibly in grade 9 PAA Survey Course)	Portfolio Organize the Trades information collected in student's portfolio binders and create an Outline Page for this section	Job Shadow or Work Experience Participate in a trade work-related experience outside of school	Career Fair Attend a career fair (have career fair booths visited sign the passport on correct page)
Class this challenge will be completed in is				



SYA School Plan

<p>Administrator</p>	<p>Grade 9 - Preparing students and parents for participation in SYA</p>	<p>January - ensure SYA brochures are ordered and received for the Spring Grade 9 Information Evening. Spring Annual Event - Provide Students and Parents at the information Night with a brief power point outlining SYA. Point out that all students are enrolled in the program when they register for grade 10 to ensure students understand the Trades career pathway option. Whether they plan to go in to the trades is not the focus but rather to ensure students understand the option and the apprenticeship option.</p>
	<p>Grade 10</p>	<p>August:</p> <ul style="list-style-type: none"> ▪ Assign specific school staff(s) to be the School SYA Coordinator. This person will: a) ensure tracking and recording completion of the SYA Challenges occurs in a timely manner; b) ensure that the passports are kept up to date each term with seals and teacher verification of achievement signatures; c) and store SYA passports in student portfolio binders. . ▪ Educate high school staff annually regarding the SYA Program ▪ Ensure the school has clearly outlined which subject curricula and the specific curriculum units that the challenges are to be integrated into as well which teachers (each year) are delivering which these classes. Make sure classes are chosen to provide the best equal opportunity for all students to compete all the challenges within high school years. Integration would occur most into Language Arts curriculum assignments and some in all PAA Course assignments (and perhaps other curriculum areas as well) in the school. ▪ Schools will ensure students meet the following SYA Program entry level requirements when registering in gr. 10 and in order to complete in grades 11 and 12.. To begin the SYA Program the student must be:: <ul style="list-style-type: none"> ▪ 15 yrs old and ▪ Registered in a trade-related Practical and Applied Arts class; or a trade-related locally developed course; or a Career and Work Exploration class; or in a PAA survey course having at least one-third trade-related components. <p>The school is then able to provide verification of this with the submitted forms (contracts).</p> <ul style="list-style-type: none"> ▪ Ensure the teacher(s) and School SYA Coordinator who implemen the SYA specific challenge(s) within their subject course curriculum is aware of tracks which students completed the assignments, and forwards lists of those who completed the challenge to the School SYA Coordinator before the end of each term to enter into the MAT for tracking purposes. Also that the student SYA assignments are retained in the student's portfolio with the teacher signing the SYA passports to verify completion.
<p>Specific Teachers involved</p>	<p>High School Classes that will ensure equal opportunity to ALL students to complete the SYA Program Challenges over the student's high school years.</p>	<ul style="list-style-type: none"> ▪ The SYA challenges (lessons) are to be integrated into regular high school curriculum subject unit lesson. <i>Lesson plans are flexible. Suggestion is to work with school SYA Coordinator and invite them to come in an provide this lesson or team teach</i> <p><i>Note: - No specialized training is required; SYA can be easily incorporated into existing curriculum assignments; Challenges (lessons) can be distributed between many teachers.</i></p> <ul style="list-style-type: none"> ▪ Conduct and promote the lessons just as you would any other curriculum assignment and with the same expectations. ▪ * Submit student's names specifying the SYA Challenge completed, to the SCHOOL SYA Coordinator for entry onto the MAT right after the SYA Challenge is completed by the students and before the end of each term. ▪ * Have each student put their completed SYA Challenge assignment into their portfolio (to be used in a senior SYA Challenge) and sign the SYA passport to verify completion.

chool SYA
Coordinator

High School

REGISTRATION - Ensure SYA contract forms (Youth Apprenticeship Contract forms) are at the registration table and that these are completed by ALL grade 10 students and parents right at the registration desk. Take contracts in at this time (Thus all grade 10 students will be registered and have 3 years to complete). For forms and contracts: http://www.saskapprenticeship.ca/youth_apprentices/

- Provided a SYA information sheet or SYA Brochure outlining the program to parents at the registration time
[http://www.saskapprenticeship.ca/siteimages/SYA/Brochure WEB high%20school %20noted.pdf](http://www.saskapprenticeship.ca/siteimages/SYA/Brochure_WEB_high%20school%20noted.pdf)

Sept. Annually -- Send copies of:

http://www.saskapprenticeship.ca/youth_apprentices/

- A) the signed SYA Program contracts AND**
- B) the School Enrollment Request form AND**
- C) Materials Request Form**

to Sask. Apprenticeship and Trade Certification Commission:

Provincial SYA Youth Coordinator

Sask. Apprenticeship and Trade Certification Commission:

2140 Hamilton Street, Regina, Sask. S4P 2E3;

E-mail: youthapprenticeship@gov.sk.ca ;

Phone: 306-787-2368 ; Fax: 306-787-5105

- Receive the SYA Contract numbers – this is the student's SK Learning ID number (9 digits).
- Put the Passports with student information on them into each Student's Portfolio Binders. *Passports will be kept in the student's portfolio until grade 12.*
- Work with teachers and either provide the SYA Challenge lesson in their class or team teach -- support the process in what ever way works best so that the challenges are completed by the students.
- Collect school's SYA data bank information for SYA grades 10, 11, 12 each term and submit or enter into MAT. (*download and store from the NLSD Website PAA – SYA location*). *The coordinator is to receive the lists of names of students who complete a Challenge Assignment from the teachers before the end of each term.*
- Passports are updated with validation when challenges are completed and kept in the student's portfolio. A Seal of Achievement (seals are sent to schools in the SYA materials package) are applied to the passport when a student has completed all the challenges of each level (thus there are three levels and three seals of completion)
Students completing all 3 levels will be eligible for a certificate of completion from SATCC.
 - Names of completing students must be forwarded to SATCC using the Certificate Requisition form providing a record of completed levels and to request certificates for students
 - Requests made before June 10 will have the certificates within 10 days for presentation at year end awards ceremonies, graduations, etc.
- January - Work with the Principal to check SYA Promotion inventory and submit an order for the spring grade 9 SYA Information event to the Provincial SYA Coordinator.

Section II

SYA Forms AND More

Go to the bottom of the website page
http://www.saskapprenticeship.ca/YOUTH_APPRENTICES/

And find what ever you need

- SYA School ENROLMENT Request
- SYA School MATERIALS Request
- Youth Apprenticeship Contract/ Registration
- SYA Certificate Requisition
- ETC.



Saskatchewan
Apprenticeship and
Trade Certification
Commission

1-877-383-0536

www.saskapprenticeship.ca

Apprenticeship



Getting Started With The Saskatchewan Youth Apprenticeship Program

1) **Teachers** complete:

- Saskatchewan Youth Apprenticeship (SYA) School Enrollment Form
- SYA Materials Request Form

2) **Students/Youth Apprentices** complete:

- Youth Apprenticeship Contract (complete **ALL** the information). **Note**, *the nine digit Saskatchewan Ministry of Education student ID number must be entered on the contract.*

3) **Teachers send a copy of the signed contract** to Saskatchewan Apprenticeship and Trade Certification Commission immediately.

For forms and contracts, visit
[www.saskapprenticeship.ca/Youth Apprentices](http://www.saskapprenticeship.ca/Youth_Apprentices)

Send completed forms and contracts to:
SYA Youth Coordinator
Saskatchewan Apprenticeship and Trade Certification Commission
2140 Hamilton Street, Regina, Sask. S4P 2E3
Email: youthapprenticeship@gov.sk.ca
Phone: 306-787-2368
Fax: 306-798-5050

Section III


**For Teachers –SYA Challenge Outlines
(Simplified)**

- Introductory Challenges (L - 1) – four challenges
- Intermediate Challenges (L - 2) – four challenges
- Senior Challenges (L-3) – four challenges

**A helpful site for teachers and students --
Information booklet regarding apprenticeship**

http://www.saskapprenticeship.ca/siteimages/SYA/HighSchoolCompletionandYourFuture'12web_bookmarks_web.pdf

**SASKATCHEWAN YOUTH APPRENTICESHIP
PROGRAM
(exploring options)**



Developed for  Teachers

SYA Student Challenges
challenges simplified
with the flexibility suggested in SYA teacher guide

**Introductory Level
L-1**

**Intermediate Level
L-2**

**Senior Level
L-3**



SASKATCHEWAN YOUTH APPRENTICESHIP PROGRAM
(exploring options)
SYA Challenges --- Student Activity Handout Guides

Challenge

Number of Pages

Introductory Challenges

L-1 Challenge 1	COMPLETE A PRACTICAL AND APPLIED COURSE (PAA) 10 or 20 or 30	1
L-1 Challenge 2	RESEARCH AND REPORT ON A TRADE	2
L-1 Challenge 3	APPRENTICESHIP – FOUR STEPS to obtain JOURNEYMAN LEVEL in a trade	2
L-1 Challenge 4	Conduct an interview DISCUSSION ABOUT THE TRADES and APPRENTICESHIP	1

Intermediate Challenges

L-2 Challenge 1	COMPLETE A SECOND PRACTICAL AND APPLIED COURSE (PAA)	1
L-2 Challenge 2	Conduct an INTERVIEW with a JOURNEY PERSON about their occupation and trade.	1
L-2 Challenge 3	Create a CAREER PATHWAY CHART	2
L-2 Challenge 4	Web based Exploration	1

Senior Challenges

L-3 Challenge 1	COMPLETE MODULE 88	1
L-3 Challenge 2	PORTFOLIO ORGANIZATION	1
L-3 Challenge 3	APPRENTICESHIP EXPERIENCE BEYOND SCHOOL	1
L-3 Challenge 4	ATTEND A CAREER FAIR	1

 **Sask. Youth Apprenticeship Challenge (Lesson) Outlines**

Using the SYA provision for flexibility with the original SYA challenge lessons

http://www.saskapprenticeship.ca/pdfs/school_teacher.pdf

Introductory (L-1) SYA Level Challenges

	Student Outcomes and Indicators
L-1 - Challenge one	<p>PAA Course Completion: Complete one credit in the Practical and Applied Arts 10, 20 or 30. This credit does not have to be trade-related.</p> <p>The PAA teacher will provide a list of students who completed the PAA course to the School SYA Coordinator to enter this into the MAT SYA data bank.</p> <p>The PAA teacher will bring in the student's portfolio binders:</p> <ol style="list-style-type: none"> Students will put in the date into the Passport The teacher will sign and date the SYA passport to verify completion of specific challenge(s) which is kept in the student's portfolio.
L-1- Challenge Two	<p>Trade Report – about page</p> <p>Students can use:</p> <ol style="list-style-type: none"> the pamphlet from SATCC titled, <i>“What is Apprenticeship”</i> to select a designated trade. Career Cruising and SATCC at http://www.saskapprenticeship.ca/index.php to gather information about the trade. See handout guide and teacher will provide a rubric before so student's know expectations. <p>Student is to put finished report in their portfolio (<i>this will contribute to the challenge Senior Level, Challenge Two</i>) Teacher signs and dates the student's SYA passport kept in the student's portfolio and submits MAT tracking info</p>
L-1 - Challenge Three	<p>Four Steps To Achieve Journeyman Level and receive full pay for your work– Complete the Flow Chart</p> <ol style="list-style-type: none"> Students will use an apprenticeship information package or the website to complete the guide flow chart provided. http://www.saskapprenticeship.ca/index.php A guide (handout) is provided for students to write in researched information to use their own chart which they will create. Students then on a flip chart paper or other will make their own version either a collage or drawing or flow chart or a computer created form etc. Assessment rubrics or other criteria should be provided to students at the beginning of the assignment if the teacher is using the display as a portion of class evaluation A photograph of the display and the handout should be retained and placed in their portfolio (<i>this will be used in one of the senior level challenges</i>). Teacher signs and dates the student's SYA passport kept in student's portfolio and submits MAT tracking info.
L-1 - Challenge Four	<p>Student will start a Discussion about the Trades and Apprenticeship</p> <ol style="list-style-type: none"> As a class make up questions (see handout) to ask a family member or community person or a teacher about trades what they know about the trades and apprenticeship and which they like the best and why. Prior to students doing the discussion the teacher will talk to students and provide an assessment rubrics or other criteria to students Students then do the Discussion Assignment and document what they talked about by filling in the page with the discussion questions developed in #1. If they want to interview they must provide evidence of the conversation. <p>Students will present in a small group or to class the discussion. (put Assignment into their portfolios) Teachers sign and date the students SYA passport kept in student's portfolio and submit MAT info.</p>

Intermediate (L2) SYA Level Challenges

	Student Outcomes and Indicators
<p>L-2 - Challenge One</p>	<p>PAA Course Completion: Complete one credit in the Practical and Applied Arts 10, 20 or 30 in addition to the one credit from the Introductory Level. This credit does not have to be trade-related.</p> <p>Before the class discontinues the teacher will provide a list of students who completed the PAA course to the School SYA Coordinator to enter this into the MAT SYA data bank.</p> <p>The PAA teacher will bring in the student's portfolio binders:</p> <ol style="list-style-type: none"> 1. Students will put in the date into the Passport 2. The teacher will sign and date the passport to verify completion of specific challenge(s)
<p>L-2 - Challenge Two</p> <p>Also have students complete Challenge 3 at the same time.</p>	<p>Interview/Discussion with a Journeyman person:</p> <ol style="list-style-type: none"> 1. As a group create a series of general questions and topics to explore with a journey person. May also encourage students to research (with teacher assistance if needed) information to create an additional set of more specific questions for the specific journey person they will be talking to. 3. Assessment rubrics or other criteria should be provided to students 4. Students will create their question sheet on which to document the information they gather from the interview/discussion. <p>If the teacher feels there not enough journey people available in the community this requirement can be fulfilled through a panel discussion or a group presentation. Additionally, field consultants from SATCC may be available to support this challenge. Contact SATCC at 1-877-363-0536 or on the web at http://www.saskapprenticeship.ca/index.php</p> <ol style="list-style-type: none"> 5. Notes should be taken during the interview to show evidence of completion. 6. Student needs to have the interviewed journey person sign and date the student's SYA Passport. 7. A brief oral report the teacher. 8. Completed assignment is put in student's portfolio along with the signed SYA passport. Forward completion list for this Challenge to school SYA Coordinator.
<p>L-2 - Challenge Three</p>	<p>Career Pathways Understanding.</p> <p>No two workers will have the same exact career path. Students may be very surprised to find skilled trades workers doing a variety of occupations which may not be closely related to where the person began their career. <i>The activity outcome should focus on the students attaining an understanding of a career having many different parts and workers generally do not stay in one position for their whole career.</i></p> <ol style="list-style-type: none"> 1. Students will ask the journey person (and document so as to create a chart latter) to describe their journey from leaving high school to the work they are doing today. 2. From the information the student has collected they will create a chart of the Interviewee's Career Pathway and display this for others to see. <i>Career Pathways are based on a specific individual and so the student must obtain the person's permission to display information publicly. Names should not be displayed (see student document handout sheet)</i> 3. Completed assignment is put in student's portfolio along with the signed SYA passport. Forward completion list for this Challenge to school SYA Coordinator.
<p>L-2 - Challenge Four</p>	<p>Web based Exploration (using Career Cruising and other Websites)</p> <ol style="list-style-type: none"> 1. Students are to choose 2 trade websites and compare and contrast the information provided in the two sites. 2. Students document findings onto the Challenge Lesson Handout and present their the websites they researched and their findings to the class or make a video presentation to be shown to the class. 3. Completed assignment - student's portfolio/ signed SYA passport. Forward completion list for this challenge to school SYA Coordinator.

Senior (L3) SYA Level Challenges

	Student Outcomes and Indicators
L-3 - Challenge One	Complete Module 88 - Apprenticeship in Saskatchewan completed in grade 9 or take the objectives and complete these in another class.
L-3 - Challenge Two	<p>Portfolio – Schools and/or individual teachers can decide the form of the portfolio. It may be combined with other portfolio information</p> <ol style="list-style-type: none"> 1. Student organizes and creates a Trades Section with a front Index Page to this section outlining the information included in the students' portfolio pertaining to trades and apprenticeship. 2. Students can present to middle years students; presenting their portfolio's to the class or discussing them in pairs. 3. Teacher signs and dates SYA passport when assignment is complete. Forward completion list for this challenge to school SYA Coordinator for entry on MAT
L-3 - Challenge Three	<p>Apprenticeship Experience beyond the school Options are:</p> <ul style="list-style-type: none"> • Spend at a couple of hours job shadowing a tradesperson / perhaps at a job site OR • Spend at least 1 day mentoring with a cultural leader in the community (e.g. chief, councillor, elder's helper) <p>- Job shadowing and mentoring experiences do not have to be completed during school hours or on school days but can be</p> <ol style="list-style-type: none"> 1. Teachers should work with students and parents to provide the most valuable experience for the individual. 2. Person to complete this assignment with Student will sign and date SYA passport when assignment is complete. 3. Teacher forwards completion list for this challenge to school SYA Coordinator for entry on MAT
L-3 - Challenge Four	<p>Career Fair</p> <ol style="list-style-type: none"> 1. Students attend and ask questions of the various career presenters. 2. Teacher signs and dates SYA passport when assignment is complete. Forward completion list for this challenge to school SYA Coordinator for entry on MAT


Section IV

For Students –SYA Challenge Handout Guides

- Introductory Challenges (L - 1) – four challenges
- Intermediate Challenges (L - 2) – four challenges
- Senior Challenges (L-3) – four challenges (module 88 should have been completed in grade 9 PAA program).



SYA Challenge Student Activity Handout Guides



**Introductory Level
L-1**

**Intermediate Level
L-2**

**Senior Level
L-3**



**SASKATCHEWAN YOUTH APPRENTICESHIP PROGRAM
(exploring options)**

Introductory Level (L-1)

Challenge One – COMPLETE A PRACTICAL AND APPLIED COURSE (PAA)

Student Name: _____ Grade: _____

Name of PAA Course Completed: _____ Date: _____

Names of Modules completed in this PAA Course:

Put this into your portfolio binder and make sure your passport is signed by the PAA teacher.



SASKATCHEWAN YOUTH APPRENTICESHIP PROGRAM (exploring options)

Introductory Level (L-1)

Challenge Two – RESEARCH AND REPORT ON A TRADE

Date of Report: _____ Student Name: _____ Grade: _____

The resources I used for research are:

Suggest using www.saskapprenticeship.ca

How many “**Designated Trades**” are there: _____.

1. What does “Designated Trade” mean? (*ask you teacher to help you if you cannot find this information*)

The Trade that I choose to report on is _____

1. The service that these trade people provide (the work they do) is:
2. This trade involves shift work or not? _____
3. Is it provided mostly in doors or outside? _____
4. Is it very physical or can you sit in one spot and do it? _____
5. Do you work mostly on your own or with a team of people? _____
6. Where would you do this kind of trade? _____

Essential Skills for the Trades - Essential Skills are skills used in all trades, BUT in different ways and at different levels.

1. Go to the red seal website <http://www.red-seal.ca/c.4nt.2nt@-eng.jsp?cid=31> and find the trade your are reporting on.
2. What does red seal mean?
3. List the red seal essential skills needed for the trade you are reporting on here:

General Trade Information:

1. Do you have to be a registered as an apprentice to work in this trade?
2. Where can you get a training course required for this trade?

Training Courses

What are the three entrance requirements to be accepted into the training course of the trade you chose?

- 1.
- 2.
- 3.

What percentage of time does an apprentice in this area spend at a Technical Training Institute? _____

On the Job Training part of Apprenticeship

List the main topics that your employer has to teach you at the Apprenticeship Levels

Level 1

Level 2

Level 3

Level 4

Do you need to have first aid to get into an apprenticeship course?

Form 6A

1. What is the purpose of Form 6A?
2. Do you need your Social Insurance number for Form 6A?
3. Does the supervising journeyman need his certificate number for the form?

I chose this trade to write about because:

Is there something you find interesting about this trade? Please explain.

- Have teacher sign your passport when this assignment is complete and marked.**
- Put this assignment into your portfolio (for a latter SYA lesson)**



SASKATCHEWAN YOUTH APPRENTICESHIP PROGRAM (exploring options)

Introductory Level (L-1)

Challenge Three - APPRENTICESHIP – FOUR STEPS that a person completes to obtain JOURNEYMAN LEVEL in a trade

Date of Report: _____ Student Name: _____ Grade: _____

What does it mean when a person completes the requirements to a journeyman level:

There are two ways to start - [http://www.saskapprenticeship.ca/APPLY FOR APPRENTICESHIP/](http://www.saskapprenticeship.ca/APPLY_FOR_APPRENTICESHIP/)

Way #1 of to start Apprenticeship

Way #2 of Starting Apprenticeship

What are the forms that need to be filled in and sent in to start?

**Research and Fill in the Steps
to obtain a Journeyman Certification in a
Four Year Trade Apprenticeship Program**

Complete grade 10 or 12 high school	Find a _____ in the trade that has a _____ man that will supervise you. Employer applies with you to start you in the Apprenticeship program	Level 1 _____ hrs on the job with journey person supervisor Then attend about 300 hrs of training (about _____ weeks) at what kind of a school? <i>Wages are about 40% of journeyman's at this point</i>	Level 2 _____ hrs on the job with journey person supervisor Then attend about 300 hrs of training (about _____ weeks) at the same post secondary school as in Level 1 <i>Wages are about 54% of journeyman's at this point</i>	Level 3 _____ hrs on the job with journey person supervisor Then attend about 300 hrs of training (about _____ weeks) at the same post secondary school as in Level 1 & 2 <i>Wages are about 66% of journeyman's at this point</i>	Level 4 _____ hrs on the job with journey person supervisor Then attend about 300 hrs of training (about _____ weeks) at the same post secondary school as in Level 1 & 2 <i>Wages are about 90% of journeyman's at this point</i>
Total Skill Development Hours put toward apprenticeship 1800 hrs -----3600hrs-----5400hrs-----7200hrs					

After a person has completed Level _____ of the Apprenticeship hours they can then write the _____ Exam. When they complete this exam they are a _____ Seal J _____. At this time the person receives journeyman wages also.

*******Now make your own flow chart or collage of the Steps to obtaining a trade journeyman level*******



SASKATCHEWAN YOUTH APPRENTICESHIP PROGRAM (exploring options)

Introductory Level (L-1)

Challenge Four - Conduct an interview DISCUSSION ABOUT THE TRADES and APPRENTICESHIP

Date of Report: _____ Student Name: _____ Grade: _____

Make a list of questions you would like to discuss with an older person such as a school PAA teacher or just a teacher or a community member. The purpose of this is to discover the level of knowledge people have about the trades.

After you write the list of possible questions then find a person to ask these question and keep notes on their answers and your discussion.

Put this completed assignment with your other assignments into your portfolio binder.

Expectations for this assignment:

- You will be able to talk to the class or in a small group what you talked about in your conversation.
- The content of the conversation needs to be about trades and apprenticeships.



**SASKATCHEWAN YOUTH APPRENTICESHIP PROGRAM
(exploring options)**

Intermediate Level (L-2)

Challenge One – COMPLETE A SECOND PRACTICAL AND APPLIED COURSE (PAA)

Student Name: _____ Grade: _____

Name of PAA Course Completed: _____ Date: _____

Names of Modules completed in this PAA Course:

Put this into your portfolio binder and make sure your passport is signed by the PAA teacher.



SASKATCHEWAN YOUTH APPRENTICESHIP PROGRAM (exploring options)

Intermediate Level (L-2)

Challenge Two – Conduct an INTERVIEW with a JOURNEY PERSON about their occupation and trade.

Date of Report: _____ Student Name: _____ Grade: _____

STEPS – check off the steps as you complete this activity. Then at the end add this to the front of all your pages for this activity and all will be put into your portfolio binder for a senior level SYA lesson.

- Create a series of questions and topics to explore with a journey person.
- Research (with teacher assistance if needed) information to create an *additional* set of more specific questions for the specific journey person you will be talking to.
- Teachers will tell students what they are looking for to mark this assignment.
- Create your question sheet using the questions from the class and those you developed from your research. Make your sheet so you can write in the notes of what the journey person tells you at the interview.
- Student will take their SYA passport to the Interview and after completing the interview have the Journey person date and Sign the correct page in the passport.
- Bring the Interview Sheet with your name at the top and the person you interviewed (with their signature and date on the sheet also) back to the class.
- Present how the interview went and some things that were talked about
- Put this interview sheet and the passport back into your Portfolio Binder.



SASKATCHEWAN YOUTH APPRENTICESHIP PROGRAM (exploring options)

Intermediate Level (L-2)

Challenge Three – Create a CAREER PATHWAY CHART (from high school to present – all the jobs and trainings they did to the present position they are in now) **AND**
--- Make a List all the jobs that the journey person does in their present work position.

In the interview with a Journey person.

- Ask and write out the journey person's Career Pathway – From high school to present day. The path they took, the jobs they have done, the schooling, the detours right up to the job they do today- Write out below
- Have Journey person sign this sheet for permission to make a chart with their information on it
- Take your SYA Passport and have Journey person sign and date the page for this challenge.
- When you get back to class get a larger piece of paper and make a chart of this persons career path.

***Signature for Journey person's approval to use this information and draw a chart of it to be posted in the classroom

Signature: _____ Date: _____

From high school on write all the jobs and trainings and detours taken this person did to get to their present work position today.

Left School and Did what.....

Then what.....

Then what.....

Then what.....

Keep going to present

Complete next page too



- Ask and write out all the jobs this person does in their present work position.**

List all the jobs (duties) this journey person does in their present work position:

Keep all information and put it into your portfolio binder (for a latter lesson)



**SASKATCHEWAN YOUTH APPRENTICESHIP PROGRAM
(exploring options)**

Intermediate Level (L-2)

Challenge Four – Web based Exploration

(using Career Cruising and other Websites – compare how the websites are the same and how they are different). Present to class or make video presentation and put into portfolio

Date of Report: _____ Student Name: _____ Grade: _____

Career Cruising and

- SATCC at <http://www.saskapprenticeship.ca/index.php>
- Sask. Job Futures at <http://www.saskjobfutures.ca/>
- Canadian Apprenticeship Forum at <http://www.caffca.org/english/about.asp>
- Skilled Trades: A Career You Can Count On at <http://www.careersintrades.ca/>
- Aboriginal Youth Network at <http://www.ayn.ca/>
- Information on apprenticeship within each province and territory at www.apprenticeshiptrades.ca
- Red Seal trades information at www.red-seal.ca
- Government of Canada website for programs for skills development at www.hrsdc.gc.ca
- Information about industry sectors and skilled trades opportunities at www.councils.org

Compare the two websites and the information they provide to you. Fill in the chart below with this information

	Name of #1 Website:	Name of #2 Website:
What is the main purpose of this website?		
What information categories are listed on this website?		
How is the information on these two websites the same?		
What is different about the information provided in this website?		
Rate the website for easy to find information about the trades 1 -----5-----10 Not that good----- Very Good	Rate this website and give reasons why you rated it this way.	Rate this website and give reasons why you rated it this way.



**SASKATCHEWAN YOUTH APPRENTICESHIP PROGRAM
(exploring options)**

Senior Level (L-3)

Challenge One – COMPLETE MODULE 88

Student Name: _____ Grade: _____

Verification that student completed Module 88 in grade 9 or in high school

Teacher signature: _____

Date: _____

- Make sure teacher also signs SYA passport and this page and passport into your portfolio binder.



**SASKATCHEWAN YOUTH APPRENTICESHIP PROGRAM
(exploring options)**

Senior Level (L-3)

Challenge Two – PORTFOLIO ORGANIZATION

Name of Student: _____ Date: _____

- Get your Portfolio Binder and look at all your Trades information and organize the Trades information you have collected over the last years in high school.**
- Make a cover page for this section of your portfolio binder.**
- Type out a Organization Page – List the headings of the assignments and information stored in this section of your portfolio**
- Put the cover page and organizational page at the beginning of this section in your portfolio binder and show your teacher.**
- Have your teacher sign this page AND your SYA Passport when you have completed this assignment and put everything into your portfolio binder.**

Teacher Signature when assignment completed: _____ Date: _____



**SASKATCHEWAN YOUTH APPRENTICESHIP PROGRAM
(exploring options)**

Senior Level (L-3)

Challenge Three – APPRENTICESHIP EXPERIENCE BEYOND SCHOOL

Name of Student: _____ **Date:** _____

Choose one of the following to do.

- Spend at a couple of hours job shadowing a tradesperson / perhaps at a job site **OR**
- Spend at least 1 day mentoring with a cultural leader in the community (e.g. chief, counsellor, elder's helper)

Complete the following

What did you choose?

Briefly describe what you saw and discussed when you were there

Teacher Signature when assignment completed: _____ **Date:** _____



**SASKATCHEWAN YOUTH APPRENTICESHIP PROGRAM
(exploring options)**

Senior Level (L-3)

Challenge Four – ATTEND A CAREER FAIR

Date of Report: _____ Student Name: _____ Grade: _____

Name of Career Fair Attended: _____

Date you attended: _____

List some of the Careers that were represented at this career fair:

- Put this and other information you collected at the Career Fair into your portfolio binder.
- Make sure your passport is signed by some of the presenters at the Career Fair or by the teacher that took you to the career fair.

Section V

For Staff, Students and Parents/Guardians

- Handout – Why NLSD Students are entered into this program and benefits.
- Power point Presentation

NLSD #113 Sask. Youth Apprenticeship
Program (participant handouts)

(see website for actual PP Presentation)



NLSD #113 -- SASKATCHEWAN YOUTH APPRENTICESHIP PROGRAM:

INFORMATION FOR Students and Parents

WHY STUDENTS are REGISTERED IN THIS PROGRAM?

Whether a student plans to go into the trades or not after high school the SYA Program- (Saskatchewan Youth Apprenticeship) - raises awareness of apprenticeship options through Saskatchewan school programming by helping young people discover what trades there are and what rewards come with working in the skilled trades. SYA enhances student career development by exploring more of the world of opportunities.
youth. http://www.saskapprenticeship.ca/youth_apprentices/

The Benefits to Students are:

For all students:

1. A head start on career pathway research and possibly planning;
2. A permanent record with the Sask. Apprenticeship and Trades Certification Commission (SATCC) of achievement upon completion of the SYA Program with a SATCC Certificate for resumes and career portfolios

For a student choosing a career pathway in a trade, the student will obtain:

3. Credits - youth registering as an apprentice in a designated trade with SATCC within five years of completing SYA will receive a:
 - Waiver of Apprenticeship registration fee (currently \$150);
 - Waiver of first level technical training tuition providing all three SYA levels are completed;
 - Credit of 100 hours of trade time credit per SYA level completed.
 - Opportunity to apply for the Skilled Trades Scholarship. Forty scholarships worth \$1,000 each will be awarded every June to selected, eligible high school graduates who have completed the Saskatchewan Youth A
[http://www.saskapprenticeship.ca/News/46/pprenticeship \(SYA\) Program](http://www.saskapprenticeship.ca/News/46/pprenticeship(SYA)Program)



Power point Presentation

NLSD #113 -- Sask. Youth
Apprenticeship Program
Power Point Presentation

**The SASKATCHEWAN
YOUTH APPRENTICESHIP
PROGRAM
SYA**



A presentation for Students, Parents, and Teachers
(SYA Program is for students grade 10 - 12)
Includes Transacting Grade 9 students, parents and teachers
Created by M. Lebel, N.E.C. #115 (Spring 2010)

SASKATCHEWAN YOUTH APPRENTICESHIP PROGRAM SYA




SYA enhances student career development
by exploring more of the world of
opportunities
Trades and Apprenticeship




**Life's journey
Sometimes changes direction**

**And we sometimes take on
careers**

**That we may or may not
have thought about
when we attended school.**




SASKATCHEWAN YOUTH APPRENTICESHIP PROGRAM **SYA**



- This high school SYA (Grades 10-12) is an awareness program for everyone whether a student will enter the trades or not
- It is all about understanding the trades pathway and apprenticeship option.

Purposes of SYA
The SYA Program benefits students



FOR ALL STUDENTS Grade 10 – 12 it:

- Creates an opportunity to understand the trades career pathway and the apprenticeship option.
- Offers a record of achievement with the Sask. Apprenticeship Commission for resumes and career portfolios

Our efforts now to enhance student knowledge/awareness better prepares them with the ability to make more informed career decisions.

**For Students who choose
the Trades Pathway & Complete the SYA Program**


Youth registering as an apprentice with SATCC within five years of completing SYA (with proof of completion) will receive:

- ✓ A Waiver of Apprenticeship registration fee (currently \$150);
- ✓ A Waiver of first level technical training tuition providing;
- ✓ 100 hours of trade time credit per SYA level completed (possible 300 hrs in total);
- ✓ The ability to apply for the Skilled Trades SCHOLARSHIP. Forty scholarships worth \$1,000 each will be awarded every June to selected, eligible high school graduates who have completed the SYA Program

[http://www.saskapprenticeship.ca/News/46/pprenticeship \(SYA\) Program](http://www.saskapprenticeship.ca/News/46/pprenticeship (SYA) Program).

When do students begin the SYA Program?

All students registering for grade 10 will automatically fill in the Sask. Youth Apprenticeship Program Form/Contract.



Students will complete a total of 12 - SYA exploration activities within regular high school classes to receive their Sask. Youth Apprenticeship Certificate by June in grade 12.

This certificate recognizes the student's work and accomplishment of completion of the SYA Program. It can be used for resumes and other purposes as well.

SYA Student Challenges (4 x 3)

(Lessons to explore options can be completed in any order)

<p>Introductory Level</p> <ol style="list-style-type: none"> 1. Complete a PAA Course 2. One page report on a Trade 3. Chart four steps to journeyman level 4. Conduct a discussion asking what a community or family member or a teacher knows about the trades and apprenticeship 	<p>Intermediate Level</p> <ol style="list-style-type: none"> 1. Complete a second PAA Course 2. Discussion with a journeyman 3. Career Path Chart of Trades Person 4. Exploration of Trades Websites
<p>Senior Level</p> <ol style="list-style-type: none"> 1. Complete module 89 (possibly in grade 9 - PAA Survey Course) 2. Portfolio - Organize Trades related information section 3. Trades job shadow or work experience 4. Attend a career fair 	



Grade 10-12 Teachers from any subject contribute by:

Providing one or more of the SYA challenge agreed upon within the courses they already teach.

or

Arrange to work together with school SYA School Coordinator to provide support to students together.

Note:


- No specialized training is required
- NLSD Lesson plans are flexible and lesson plans are provided on the NLSD #113 website: (the originals can be accessed at http://www.saskaapprenticeship.ca/pdfs/school_teacher.pdf)
- SYA can be easily incorporated into many existing courses
- Each challenge can be provided in different subject areas.

Tracking the Completion of Challenges is accomplished by:



SYA Coordinator inputting completed assignment information into the MAT every term.

And by a SYA Student Passport – which is signed and dated after completion of each challenge. This Passport will be kept in the student's portfolio.

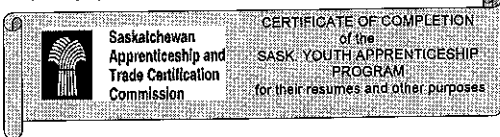



Seals of Completion



Saskatchewan Apprenticeship and Trade Certification Commission

- For each level of the SYA Program completed – the student receives in their SYA Pass port a seal of completion
- Upon completion of all three SYA levels (usually by June of grade 12) the student receives a:



Students who transition from  NLSD Schools onto adult life will leave with:

- ✓ the knowledge and awareness of the trades career pathway and the apprenticeship option.
- ✓ a record of achievement from the Sask. Apprentice Commission to use in their resumes and career portfolios

**Life's journey
Sometimes changes direction
And we take on careers we may or
may not have thought about
when we attended school.**
